

B&CE The People's Pension Shariah 0.5% Pn

30/06/2020

Important Notes This document is provided for the purpose of information only and should not be construed in any way as giving investment advice. Past performance is not necessarily a guide to future performance, as the value of the units may go up or down and any return is not guaranteed. The price of the units can be monitored on our website at bandce.co.uk/fund-unit-prices

the
people's
pension

Investment objective

The fund tracks the Dow Jones Islamic Market Titans Index, which comprises Shariah-compliant companies endorsed by the HSBC Amanah Shariah Supervisory Committee. This is a higher risk fund investing in company shares from around the world and is compliant with Islamic Shariah principles.

Cumulative performance (as at 30/06/2020)



- Fund
- Sector

Cumulative performance (as at 30/06/2020)

	1m	3m	6m	1y	3y	5y
Fund	3.47%	21.07%	11.59%	20.87%	53.94%	110.14%
Sector	2.06%	16.88%	-2.28%	3.05%	18.38%	55.94%
Rank	1	1	1	1	1	1

Discrete performance (as at 30/06/2020)

	Year 1	Year 2	Year 3	Year 4	Year 5
Fund	20.87%	14.19%	11.53%	18.03%	15.66%
Sector	3.05%	6.43%	7.93%	23.57%	6.60%

Source: FE fundinfo. Fund, Sector and Index performance is shown in local currency, on a single price basis with income re-invested into the fund.

Fund facts

Single Price:	2256.70p
Currency:	British Pound
Pricing Frequency:	Daily
Launch Date:	08/04/2013
Fund Size:	£20.80m
Sector:	Global Equities
Initial Charge:	0.00%
AMC/OCF:	0.50%
Citicode:	KOYV
ISIN:	GB00BYY2PJ30
SEDOL:	BYY2PJ3

B&CE

Registered in England and Wales No. 8089267.
To help us improve our service, we may record your call.

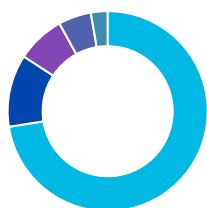
Past performance is not a guide to future performance.

© B&CE

B&CE The People's Pension Shariah 0.5% Pn

June 2020

Region breakdown



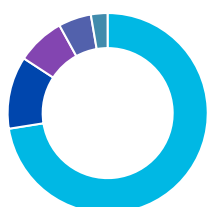
North America	72.5%
Europe ex UK	11.7%
Asia Pacific ex Japan	7.8%
Japan	5.3%
UK	2.7%

Contributions are currently invested on behalf of the Trustee by HSBC Global Asset Management

Market commentary

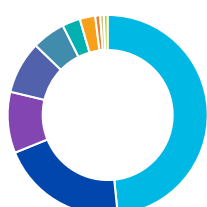
After the sharp falls in the first quarter, equity markets rebounded strongly in the second quarter. Investors appeared to be comforted by the size and speed of the economic response with advanced economies announcing over £7,000bn of support. Central banks moved to stabilise corporate financing and governments announced support for households and firms. The most recent data indicated this has kick-started some economic recovery after sharp falls in GDP in most countries during the first quarter but the impact of COVID is still to be fully understood. US equities made the strongest gains supported by particularly strong gains for the technology sector which the fund benefited from. UK equities and Global Real Estate made more modest gains during the quarter.

Asset breakdown



North American Equities	72.5%
Europe ex UK Equities	11.7%
Asia Pacific ex Japan Equities	7.8%
Japanese Equities	5.3%
UK Equities	2.7%

Sector breakdown



Information Technology	48.5%
Health Care	20.5%
Consumer Staples	9.9%
Consumer Discretionary	8.5%
Industrials	5.4%
Materials	2.9%
Energy	2.5%
Real Estate	0.8%
Telecommunications Utilities	0.6%
Financials	0.6%

Current top 10 holdings

APPLE INC	7.5%
MICROSOFT CORP	7.5%
FACEBOOK INC	3.7%
ALPHABET INC	2.9%
ALPHABET INC	2.8%
JOHNSON & JOHNSON	2.5%
VISA INC	2.2%
PROCTER & GAMBLE CO	2.0%
HOME DEPOT INC	1.8%
MASTERCARD INC	1.8%

Contact information

The People's Pension Trustee Limited
Manor Royal, Crawley, West Sussex, RH10 9QP.
Tel 0300 2000 555 Fax 01293 586801
www.thepeoplespension.co.uk