

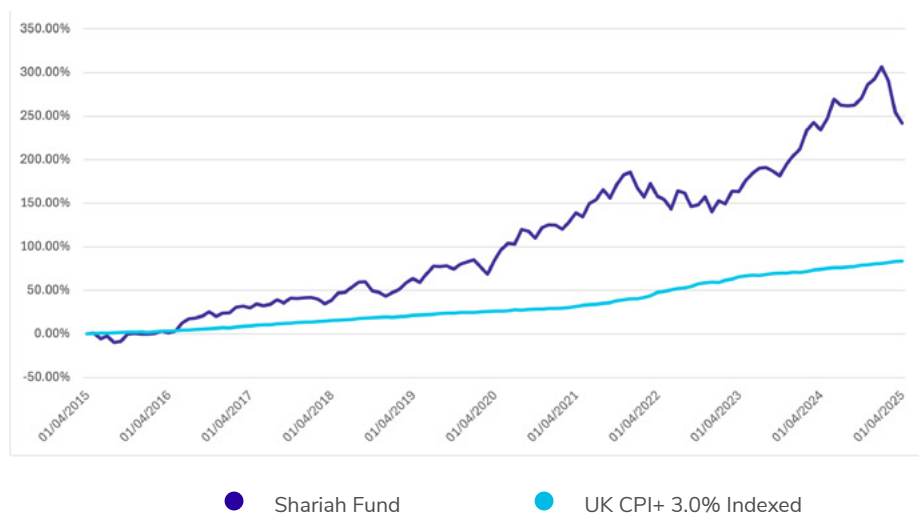
Shariah Fund

30 April 2025

This document is provided for informational purposes only and should not be construed in any way as giving investment advice. Past performance is not necessarily a guide to future performance, as the value of the units may go up or down and any return is not guaranteed.

Investment objective

The fund tracks the Dow Jones Islamic Market Titans Index, which comprises Shariah-compliant companies endorsed by the HSBC Amanah Shariah Supervisory Committee. This is a higher-risk fund investing in company shares from around the world and is compliant with Islamic Shariah principles.



Fund information	
Unit Price (30/04/2025)	£37.81
Launch Date	08/04/2013
Fund Size (30/04/2025)	£201.81 Million
Performance Target	UK Consumer Price Index +3.0% p.a.
AMC*	0.50%
Citi Code	KOVY
ISIN	GB00BYY2PJ30
Sedol	BYY2PJ3

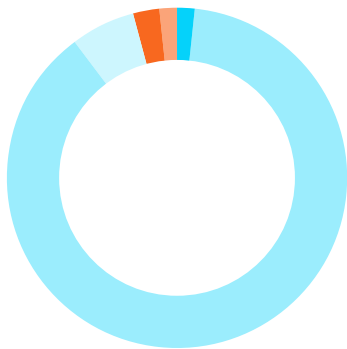
*The charges are based on standard scheme charges. If you have more than £3,000 saved with us, you will get a rebate on your annual management charge (AMC). [Find out more.](#)

Cumulative performance to 30/04/2025	1 Year	3 Years	5 Years	10 Years
Shariah Fund	2.3%	32.4%	85.0%	241.8%
CPI+3.0%	6.6%	25.9%	47.7%	85.9%

Discrete performance to 30/04/2025	30/04/20-30/04/21	30/04/21-30/04/22	30/04/22-30/04/23	30/04/23-30/04/24	30/04/24-30/04/25
Shariah Fund	29.4%	8.0%	2.1%	26.9%	2.3%
CPI+3.0%	4.5%	12.3%	11.9%	5.5%	6.6%

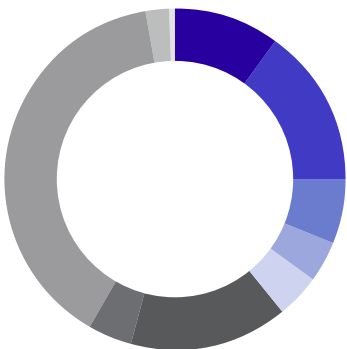
Asset allocation as at 31/03/2025

Asset breakdown



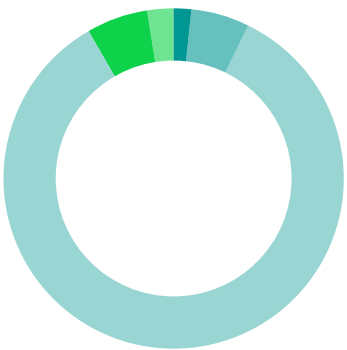
North American Equities	84.2%
Europe ex UK Equities	5.8%
Asia Pacific ex Japan Equities	5.9%
Japan Equities	2.4%
UK Equities	1.7%

Sector breakdown



Communication Services	10.2%
Consumer Discretionary	15.1%
Consumer Staples	6.1%
Energy	3.8%
Financials	4.3%
Health Care	15.1%
Industrials	4.1%
Information Technology	39.0%
Materials	2.2%
Real Estate	0.4%

Region breakdown



UK	1.7%
European ex UK	5.8%
North American	84.2%
Asia Pacific ex Japan	5.9%
Japan	2.4%

Top 10 holdings

APPLE INC	8.4%
NVIDIA CORP	8.0%
MICROSOFT CORP	7.7%
AMAZONCOM INC	6.3%
META PLATFORMS INC A	4.4%
ALPHABET INC A	3.1%
BROADCOM INC	2.7%
ALPHABET C	2.6%
TESLA INC	2.5%
ELI LILLY & CO	2.3%