

B&CE The People's Pension Shariah 0.5% Pn

30/09/2022

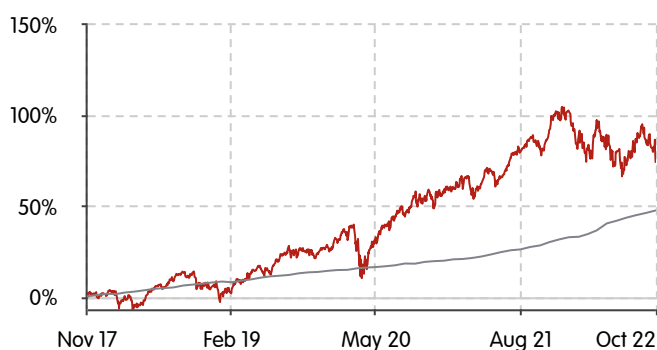
Important Notes This document is provided for the purpose of information only and should not be construed in any way as giving investment advice. Past performance is not necessarily a guide to future performance, as the value of the units may go up or down and any return is not guaranteed. The price of the units can be monitored on our website at bandce.co.uk/fund-unit-prices

the
people's
pension

Investment objective

The fund tracks the Dow Jones Islamic Market Titans Index, which comprises Shariah-compliant companies endorsed by the HSBC Amanah Shariah Supervisory Committee. This is a higher risk fund investing in company shares from around the world and is compliant with Islamic Shariah principles.

Cumulative performance (as at 30/09/2022)



31/10/2017 - 30/09/2022 Powered by data from FE fundinfo

- Fund
- Benchmark

Cumulative performance (as at 30/09/2022)

	5y	3y	1y	6m	3m	1m
Fund	81.56%	38.36%	-3.92%	-9.65%	1.06%	-5.81%
Benchmark	48.22%	30.21%	15.10%	8.08%	2.78%	0.93%

Discrete performance (as at 30/09/2022)

	30/09/2017 - 30/09/2018	30/09/2018 - 30/09/2019	30/09/2019 - 30/09/2020	30/09/2020 - 30/09/2021	30/09/2021 - 30/09/2022
Fund	17.84%	11.35%	22.33%	17.72%	-3.92%
Benchmark	7.00%	6.39%	5.08%	7.66%	15.10%

Source: FE fundinfo. Fund, Sector and Index performance is shown in local currency, on a single price basis with income re-invested into the fund.

Fund facts

Single Price:	2722.30p
Currency:	British Pound
Pricing Frequency:	Daily
Launch Date:	08/04/2013
Fund Size:	£61.28m
Benchmark:	UK Consumer Price Index + 4.5%
Initial Charge:	0.00%
AMC/OCF:	0.50%
Citicode:	KOVY
ISIN:	GB00BYY2PJ30
SEDOL:	BYY2PJ3

Past performance is not a guide to future performance. Registered in England and Wales No. 8089267. To help us improve our service, we may record your call.

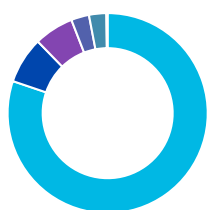
B&CE

© B&CE

B&CE The People's Pension Shariah 0.5% Pn

30/09/2022

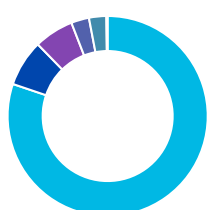
Region breakdown



North America	80.2%
Asia Pacific ex Japan	7.5%
Europe ex UK	6.4%
UK	2.9%
Japan	2.8%
Africa	0.2%

Contributions are currently invested on behalf of the Trustee by HSBC Global Asset Management

Asset breakdown



North American Equities	80.2%
Asia Pacific ex Japan Equities	7.5%
Europe ex UK Equities	6.4%
UK Equities	2.9%
Japanese Equities	2.8%
African Equity	0.2%

Sector breakdown



Information Technology	33.7%
Health Care	18.6%
Consumer Discretionary	16.9%
Communications	9.5%
Consumer Staples	8.5%
Energy	5.0%
Industrials	4.3%
Materials	2.8%
Financials	0.6%

Current top 10 holdings

MICROSOFT CORP	7.7%
APPLE INC.	7.6%
AMAZON.COM, INC.	5.8%
TESLA, INC.	4.1%
ALPHABET INC	3.4%
ALPHABET INC	3.0%
JOHNSON & JOHNSON	2.5%
EXXON MOBIL CORP	2.1%
META PLATFORMS INC	1.8%
PROCTER & GAMBLE COMPANY(THE)	1.8%

Contact information

The People's Pension Trustee Limited
Manor Royal, Crawley, West Sussex, RH10 9QP.
Tel 0300 2000 555 Fax 01293 586801
www.thepeoplespension.co.uk