

B&CE The People's Pension Shariah 0.5% Pn

30/09/2021

Important Notes This document is provided for the purpose of information only and should not be construed in any way as giving investment advice. Past performance is not necessarily a guide to future performance, as the value of the units may go up or down and any return is not guaranteed. The price of the units can be monitored on our website at bandce.co.uk/fund-unit-prices

the
people's
pension

Investment objective

The fund tracks the Dow Jones Islamic Market Titans Index, which comprises Shariah-compliant companies endorsed by the HSBC Amanah Shariah Supervisory Committee. This is a higher risk fund investing in company shares from around the world and is compliant with Islamic Shariah principles.

Cumulative performance (as at 30/09/2021)



- Fund
- Benchmark

Cumulative performance (as at 30/09/2021)

| | 5y | 3y | 1y | 6m | 3m | 1m |
|-----------|---------|--------|--------|--------|-------|--------|
| Fund | 112.57% | 60.36% | 17.72% | 12.00% | 2.67% | -3.43% |
| Benchmark | 38.54% | 20.35% | 7.66% | 5.03% | 2.12% | 0.63% |

Discrete performance (as at 30/09/2021)

| | 30/09/2016 - | 30/09/2017 - | 30/09/2018 - | 30/09/2019 - | 30/09/2020 - |
|-----------|-----------------|-----------------|-----------------|-----------------|-----------------|
| | 30/09/2017 | 30/09/2018 | 30/09/2019 | 30/09/2020 | 30/09/2021 |
| Fund | 12.49% | 17.84% | 11.35% | 22.33% | 17.72% |
| Benchmark | 7.58% | 7.00% | 6.39% | 5.08% | 7.66% |

Source: FE fundinfo. Fund, Sector and Index performance is shown in local currency, on a single price basis with income re-invested into the fund.

Fund facts

| | |
|--------------------|--------------------------------|
| Single Price: | 2833.40p |
| Currency: | British Pound |
| Pricing Frequency: | Daily |
| Launch Date: | 08/04/2013 |
| Fund Size: | £46.67m |
| Benchmark: | UK Consumer Price Index + 4.5% |
| Initial Charge: | 0.00% |
| AMC/OCF: | 0.50% |
| Citicode: | KOYV |
| ISIN: | GB00BYY2PJ30 |
| SEDOL: | BYY2PJ3 |

B&CE

Registered in England and Wales No. 8089267.
To help us improve our service, we may record your call.

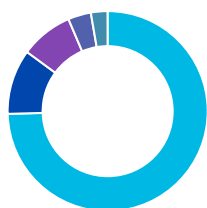
Past performance is not a guide to future performance.

© B&CE

B&CE The People's Pension Shariah 0.5% Pn

30/09/2021

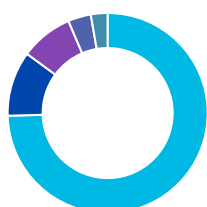
Region breakdown



| | |
|-----------------------|-------|
| North America | 74.5% |
| Europe ex UK | 10.5% |
| Asia Pacific ex Japan | 8.5% |
| Japan | 3.7% |
| UK | 2.7% |

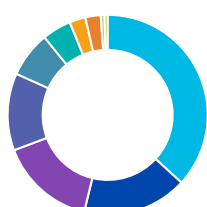
Contributions are currently invested on behalf of the Trustee by HSBC Global Asset Management

Asset breakdown



| | |
|--------------------------------|-------|
| North American Equities | 74.5% |
| Europe ex UK Equities | 10.5% |
| Asia Pacific ex Japan Equities | 8.5% |
| Japanese Equities | 3.7% |
| UK Equities | 2.7% |

Sector breakdown



| | |
|------------------------|-------|
| Information Technology | 36.9% |
| Consumer Discretionary | 17.0% |
| Health Care | 15.5% |
| Communications | 12.5% |
| Consumer Staples | 7.4% |
| Industrials | 4.7% |
| Energy | 2.6% |
| Materials | 2.5% |
| Real Estate | 0.6% |
| Financials | 0.5% |

Current top 10 holdings

| | |
|-------------------|------|
| MICROSOFT CORP | 7.5% |
| APPLE INC | 7.2% |
| AMAZON.COM INC | 6.5% |
| FACEBOOK INC | 3.7% |
| ALPHABET INC | 3.7% |
| ALPHABET INC | 3.4% |
| TESLA INC | 2.9% |
| NVIDIA CORP | 2.4% |
| JOHNSON & JOHNSON | 1.9% |
| VISA INC | 1.7% |

Contact information

The People's Pension Trustee Limited
Manor Royal, Crawley, West Sussex, RH10 9QP.
Tel 0300 2000 555 Fax 01293 586801
www.thepeoplespension.co.uk