

Shariah Fund

31 December 2025

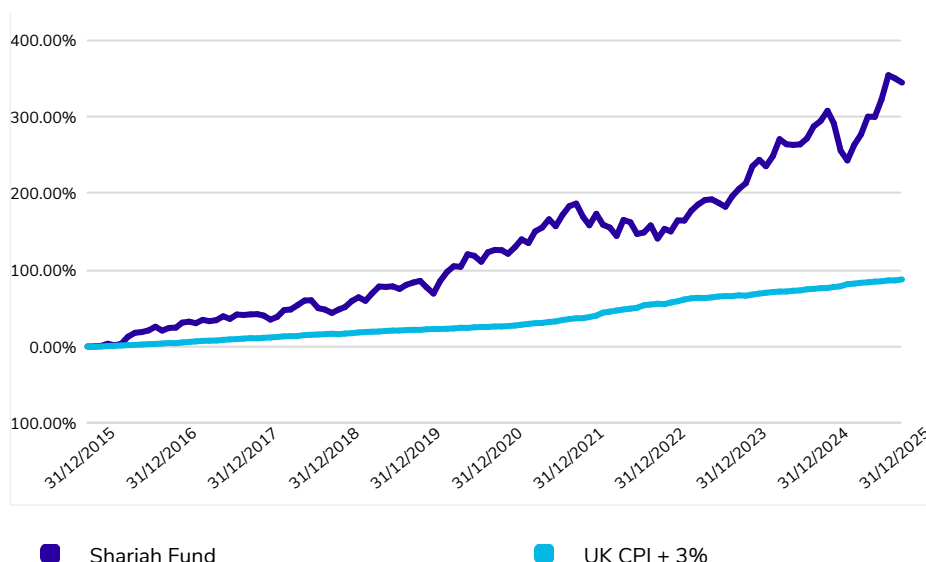
This document is provided for informational purposes only and should not be construed in any way as giving investment advice. Past performance is not necessarily a guide to future performance, as the value of the units may go up or down and any return is not guaranteed.

Investment objective

The fund tracks the Dow Jones Islamic Market Titans Index, which comprises Shariah-compliant companies endorsed by the HSBC Amanah Shariah Supervisory Committee. This is a higher-risk fund investing in company shares from around the world and is compliant with Islamic Shariah principles.

Performance (net of 0.5% AMC)

Indexed Performance



Fund information	
Unit Price (31/12/2025)	£49.01
Launch Date	08/04/2013
Fund Size (31/12/2025)	£277.6 Million
Performance Target	UK Consumer Price Index +3.0% p.a.
AMC*	0.50%
Citi Code	KOVY
ISIN	GB00BY2PJ30
Sedol	BY2PJ3
*The charges are based on standard scheme charges. If you have more than £3,000 saved with us, you will get a rebate on your annual management charge (AMC). Find out more.	

Cumulative performance to 31-12-2025

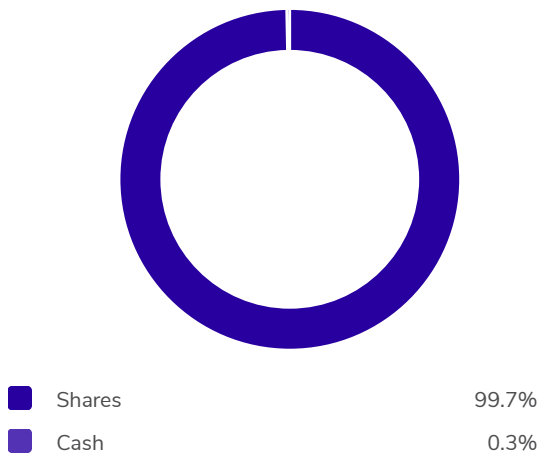
	1 Year	3 Years	5 Years	10 Years
Shariah Fund	12.7%	84.5%	96.7%	344.9%
UK CPI + 3%	6.5%	20.4%	48.8%	87.7%

Discrete performance to 31-12-2025

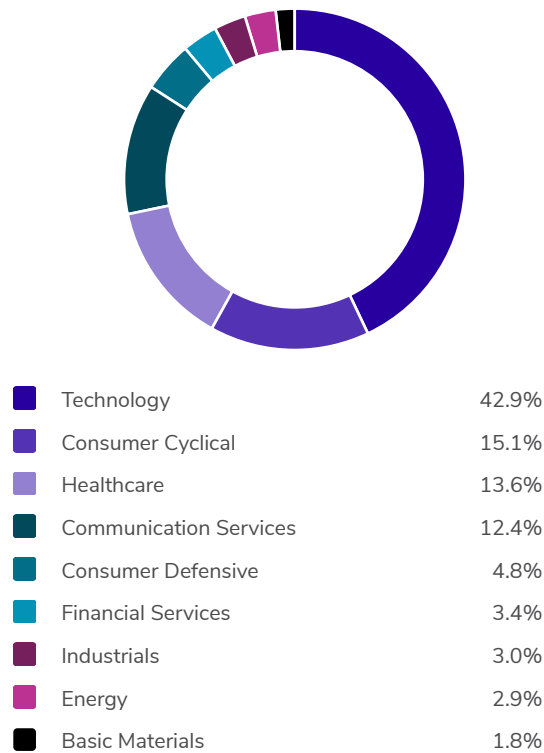
	31/12/20-31/12/21	31/12/21-31/12/22	31/12/22-31/12/23	31/12/23-31/12/24	31/12/24-31/12/25
Shariah Fund	26.8%	-15.9%	26.9%	29.0%	12.7%
UK CPI + 3%	8.5%	13.8%	7.1%	5.6%	6.5%

Asset allocation as at 31-12-2025

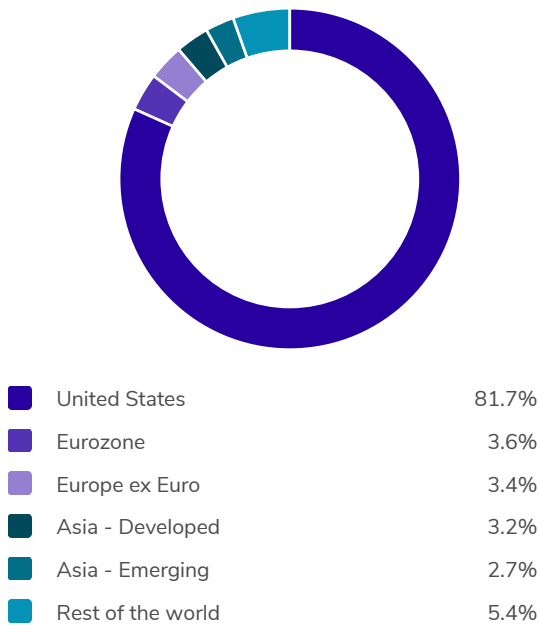
Asset Breakdown



Sector breakdown shares



Region breakdown shares



Top 10 Holdings

NVIDIA Corp	8.35%
Microsoft Corp	8.31%
Apple Inc	8.02%
Amazon.com Inc	6.16%
Broadcom Inc	4.48%
Alphabet Inc Class A	4.48%
Meta Platforms Inc Class A	3.96%
Alphabet Inc Class C	3.59%
Tesla Inc	3.47%
Eli Lilly and Co	2.34%