

# Shariah Fund

30 November 2025

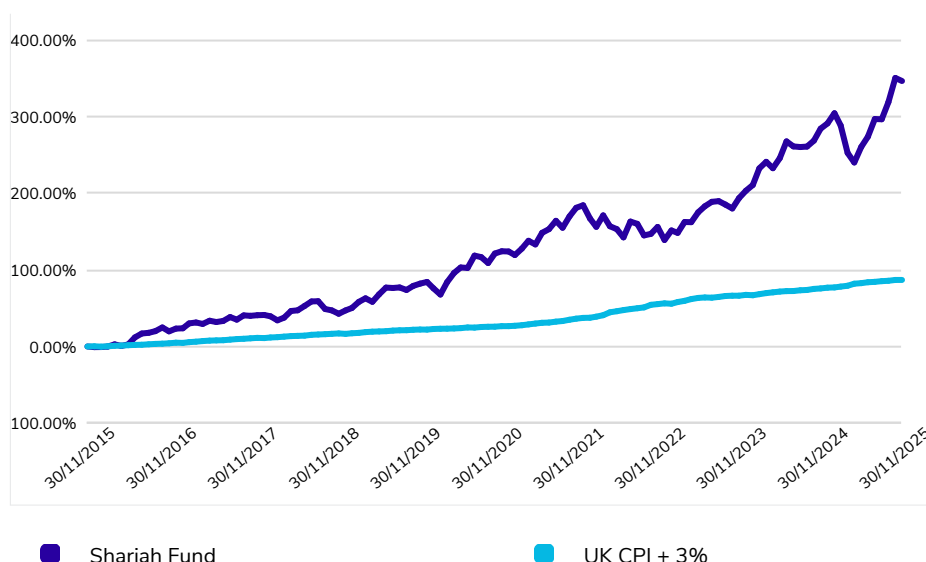
This document is provided for informational purposes only and should not be construed in any way as giving investment advice. Past performance is not necessarily a guide to future performance, as the value of the units may go up or down and any return is not guaranteed.

## Investment objective

The fund tracks the Dow Jones Islamic Market Titans Index, which comprises Shariah-compliant companies endorsed by the HSBC Amanah Shariah Supervisory Committee. This is a higher-risk fund investing in company shares from around the world and is compliant with Islamic Shariah principles.

## Performance (net of 0.5% AMC)

### Indexed Performance



Fund information	
Unit Price (28/11/2025)	£49.621
Launch Date	08/04/2013
Fund Size (28/11/2025)	£278.5 Million
Performance Target	UK Consumer Price Index +3.0% p.a.
AMC*	0.50%
Citi Code	KOVY
ISIN	GB00BY2PJ30
Sedol	BY2PJ3
*The charges are based on standard scheme charges. If you have more than £3,000 saved with us, you will get a rebate on your annual management charge (AMC). Find out more.	

### Cumulative performance to 30-11-2025

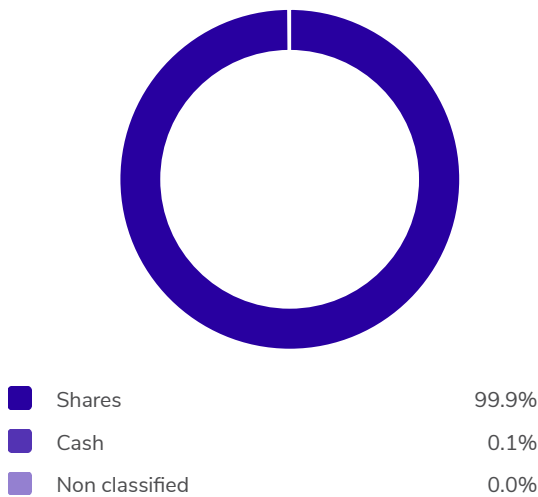
	1 Year	3 Years	5 Years	10 Years
Shariah Fund	16.2%	74.4%	101.8%	347.0%
UK CPI + 3%	6.3%	20.3%	48.5%	87.0%

### Discrete performance to 30-11-2025

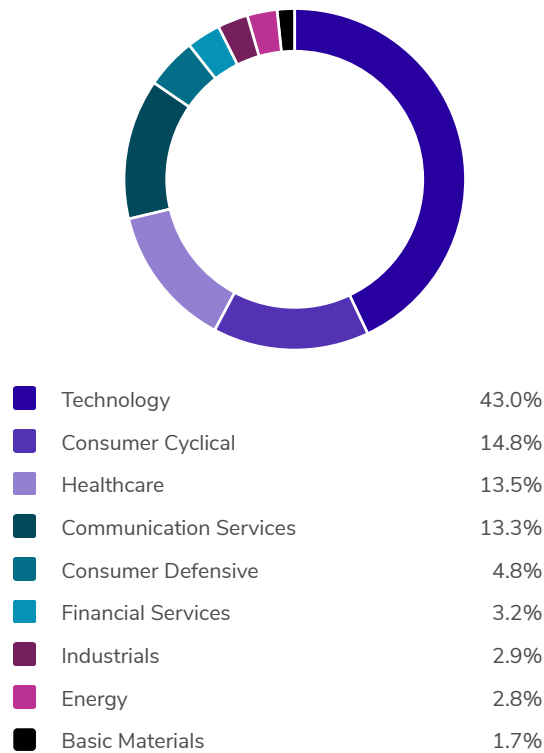
	30/11/20-30/11/21	30/11/21-30/11/22	30/11/22-30/11/23	30/11/23-30/11/24	30/11/24-30/11/25
Shariah Fund	27.0%	-8.9%	14.7%	30.9%	16.2%
UK CPI + 3%	8.3%	14.0%	7.1%	5.7%	6.3%

# Asset allocation as at 30-11-2025

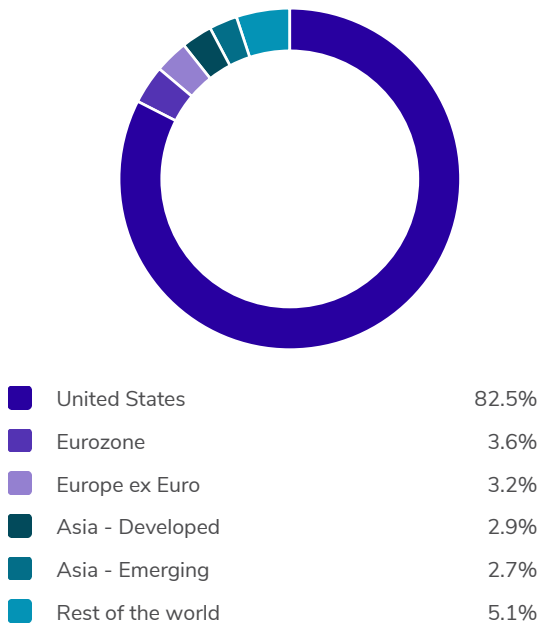
## Asset Breakdown



## Sector breakdown shares



## Region breakdown shares



## Top 10 Holdings

Apple Inc	9.40%
NVIDIA Corp	7.62%
Microsoft Corp	7.52%
Amazon.com Inc	6.15%
Broadcom Inc	5.15%
Alphabet Inc Class A	5.07%
Alphabet Inc Class C	4.08%
Meta Platforms Inc Class A	3.83%
Tesla Inc	3.29%
Eli Lilly and Co	2.31%