

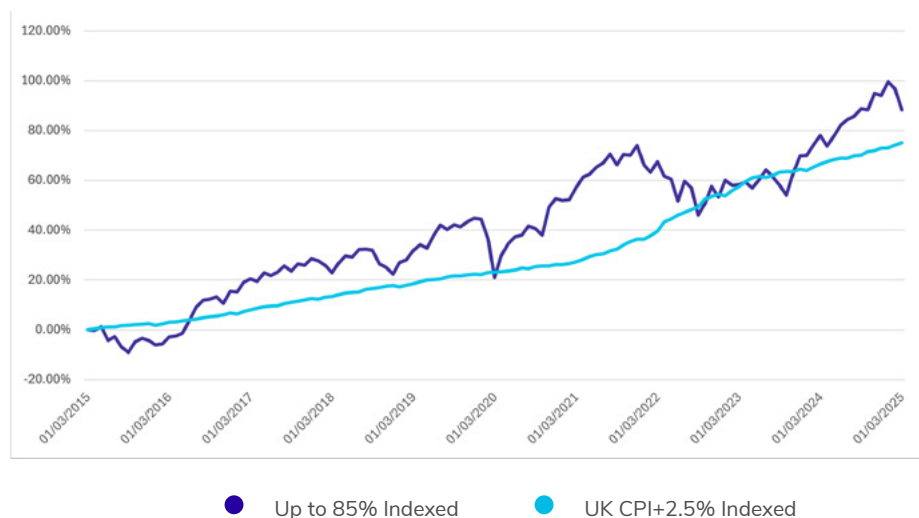
Global Investment (up to 85% shares) Fund

31 March 2025

This document is provided for informational purposes only and should not be construed in any way as giving investment advice. Past performance is not necessarily a guide to future performance, as the value of the units may go up or down and any return is not guaranteed.

Investment objective

The Global Investments (up to 85% shares) Fund aims to achieve long-term capital growth by investing in a range of asset classes in the UK and overseas. These can include, but are not limited to, equities, government bonds, corporate bonds. The fund is medium to high risk and will typically hold up to 85% in equities, with a mix of UK and overseas equities.



Fund information	
Unit Price (31/03/2025)	£12.29
Launch Date	03/01/2013
Fund Size (31/03/2025)	£24.47 Billion
Performance Target	UK Consumer Price Index +2.5% p.a
AMC	0.50%
Citi Code	KOVU
ISIN	GB00BY2NM29
Sedol	BY2NM2

*The charges are based on standard scheme charges. If you have more than £3,000 saved with us, you will get a rebate on your annual management charge (AMC). [Find out more.](#)

Cumulative performance to 31/03/2025	1 Year	3 Years	5 Years	10 Years
Up to 85% Fund	5.8%	12.4%	55.7%	88.3%
CPI+2.5%	5.2%	25.5%	42.2%	75.3%

Discrete performance to 31/03/2025	31/03/20-31/03/21	31/03/21-31/03/22	31/03/22-31/03/23	31/03/23-31/03/24	31/03/24-31/03/25
Up to 85% Fund	29.8%	6.7%	-5.5%	12.4%	5.8%
CPI+2.5%	3.3%	9.7%	12.8%	5.8%	5.2%

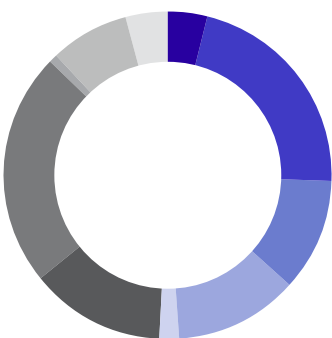
Asset allocation as at 31/03/2025

Asset breakdown



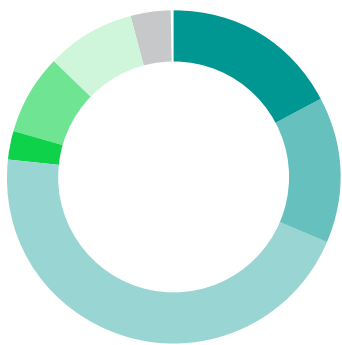
North America Equities	40.9%
Europe ex UK Equities	12.3%
Asia Pacific ex Japan Equities	6.5%
United Kingdom Corporate Bonds	6.2%
Japan Equities	6.2%
Emerging Markets Equities	5.8%
North America Corporate Bonds	5.1%
United Kingdom Gilts	4.0%
United Kingdom Equities	3.7%
Other	9.3%

Sector breakdown



Consumer Goods	4.1%
Financials	21.5%
Industrials	11.2%
Health Care	12.2%
Basic Materials	2.0%
Consumer Services	13.3%
Technology	23.2%
Oil & Gas	0.7%
Telecommunication	7.8%
Utilities	4.1%

Region breakdown



United Kingdom	17.4%
Europe ex UK	14.1%
North America	45.4%
Asia Pacific ex Japan	2.8%
Japan	7.7%
Emerging Markets	8.8%
Other	3.9%

Top 10 holdings

APPLE INC COM	2.7%
NVIDIA CORP COM	2.1%
MICROSOFT CORP	2.0%
AMAZON.COM	1.9%
TESLA INC COM USD0.001	1.5%
META PLATFORMS INC CL A	1.0%
BROADCOM INC COM	1.0%
ELI LILLY & CO	0.9%
Taiwan Semiconductor Manufactu Ordinary TWD 10.0	0.9%
ALPHABET INC CL A	0.7%