

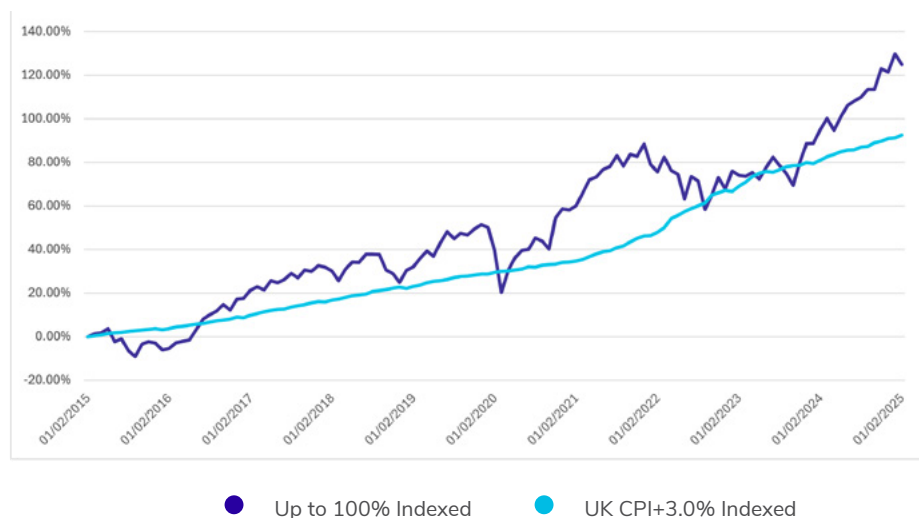
Global Investment (up to 100% shares) Fund

31 March 2025

This document is provided for informational purposes only and should not be construed in any way as giving investment advice. Past performance is not necessarily a guide to future performance, as the value of the units may go up or down and any return is not guaranteed.

Investment objective

The Global Investments (up to 100% shares) Fund is a higher-risk fund that aims to achieve long-term capital growth by primarily investing across the UK and overseas equity markets. The fund may hold additional diversifying asset classes.



Fund information	
Unit Price (31/03/2025)	£14.54
Launch Date	08/04/2013
Fund Size (31/03/2025)	£1.31 Billion
Performance Target	UK Consumer Price Index +3.0% p.a
AMC	0.50%
Citi Code	KOVT
ISIN	GB00BY2NK05
Sedol	BY2NK0

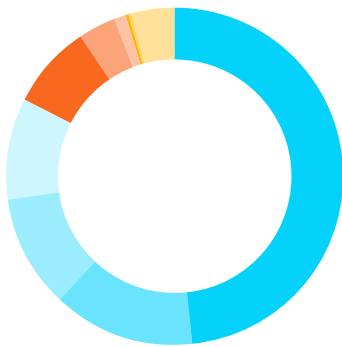
*The charges are based on standard scheme charges. If you have more than £3,000 saved with us, you will get a rebate on your annual management charge (AMC). [Find out more.](#)

Cumulative performance to 31/03/2025	1 Year	3 Years	5 Years	10 Years
Up to 100% Fund	6.2%	16.5%	76.5%	109.7%
CPI+3.0%	5.7%	27.4%	45.7%	84.0%

Discrete performance to 31/03/2025	31/03/20-31/03/21	31/03/21-31/03/22	31/03/22-31/03/23	31/03/23-31/03/24	31/03/24-31/03/25
Up to 100% Fund	38.0%	9.8%	-4.9%	15.3%	6.2%
CPI+3.0%	3.8%	10.3%	13.4%	6.3%	5.7%

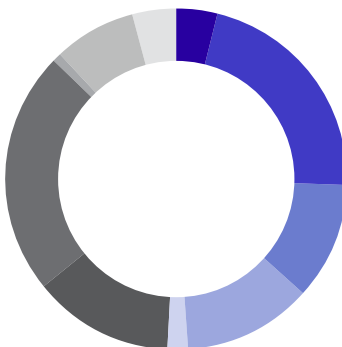
Asset allocation as at 31/03/2025

Asset breakdown



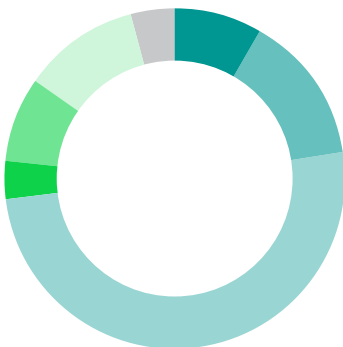
North America Equities	48.4%
Europe ex UK Equities	13.8%
Asia Pacific ex Japan Equities	10.8%
Japan Equities	9.6%
Emerging Markets Equities	8.2%
United Kingdom Equities	3.5%
North America Corporate Bonds	1.3%
Europe ex UK Corporate Bonds	0.3%
Emerging Markets Corporate Bonds	0.1%
Other	4.1%

Sector breakdown



Consumer Goods	4.1%
Financials	21.5%
Industrials	11.2%
Health Care	12.2%
Basic Materials	2.0%
Consumer Services	13.3%
Technology	23.2%
Oil & Gas	0.7%
Telecommunication	7.8%
Utilities	4.1%

Region breakdown



United Kingdom	8.2%
Europe ex UK	14.1%
North America	49.6%
Asia Pacific ex Japan	3.5%
Japan	9.7%
Emerging Markets	10.9%
Other	3.9%

Top 10 holdings

APPLE INC COM	3.3%
NVIDIA CORP COM	2.6%
TESLA INC COM USD0.001	2.5%
MICROSOFT CORP	2.4%
AMAZON.COM	1.9%
BROADCOM INC COM	1.3%
META PLATFORMS INC A	1.2%
ALPHABET INC A	1.1%
ELI LILLY & CO	1.1%
ALPHABET INC C	0.9%