

Cash Fund

31 December 2025

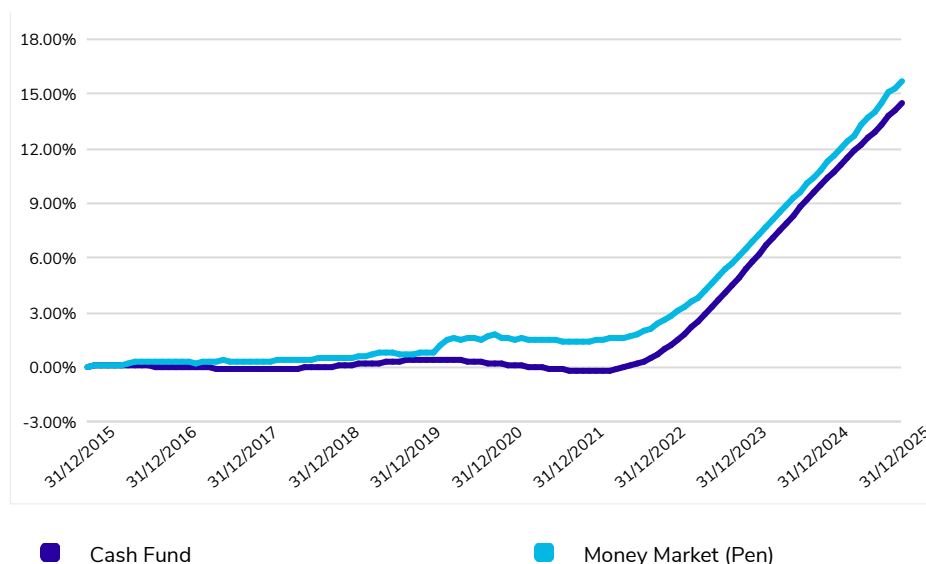
This document is provided for informational purposes only and should not be construed in any way as giving investment advice. Past performance is not necessarily a guide to future performance, as the value of the units may go up or down and any return is not guaranteed.

Investment objective

The People's Pension Cash Fund aims to maintain the value of investments by investing in short term money market instruments and fixed deposits.

Performance (net of 0.5% AMC)

Indexed Performance



Cumulative performance to 31-12-2025

	1 Year	3 Years	5 Years	10 Years
Cash Fund	4.1%	13.7%	14.3%	14.5%
Money Market (Pen)	4.4%	12.9%	13.7%	15.7%

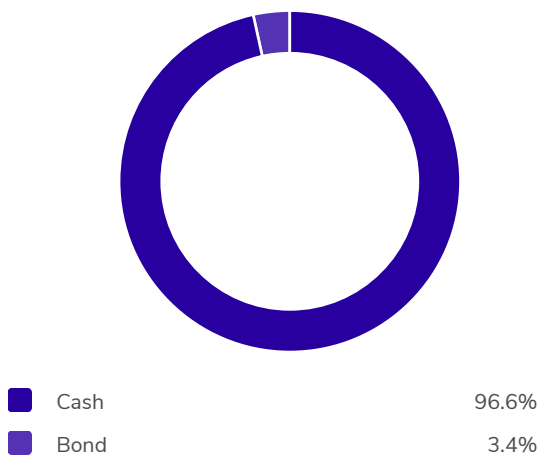
Discrete performance to 31-12-2025

	31/12/20- 31/12/21	31/12/21- 31/12/22	31/12/22- 31/12/23	31/12/23- 31/12/24	31/12/24- 31/12/25
Cash Fund	-0.4%	0.9%	4.2%	4.8%	4.1%
Money Market (Pen)	-0.3%	1.0%	3.6%	4.4%	4.4%

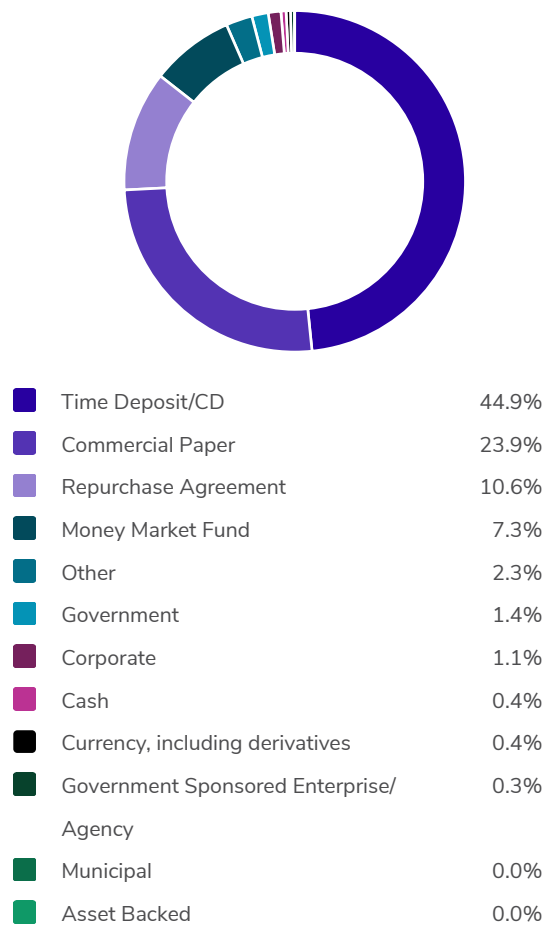
Fund information	
Unit Price (31/12/2025)	£4.3423
Launch Date	21/01/2013
Fund Size (31/12/2025)	£83.2 Million
Performance Target	ABI Money Market Sector
AMC*	0.50%
Citi Code	KOVZ
ISIN	GB00BYY2NZ57
Sedol	BYY2NZ5
*The charges are based on standard scheme charges. If you have more than £3,000 saved with us, you will get a rebate on your annual management charge (AMC). Find out more.	

Asset allocation as at 31-12-2025

Asset Breakdown



Cash Sector Breakdown



Top 10 Holdings

UNITED KINGDOM DEBT MANAGEMENT TD - 01Dec25	8.54%
Municipality Finance PLC (Kuntarahoitus OYJ) 0.01%	3.42%
Nederlandse Waterschapsbank N.V. 0.01%	2.99%
Landwirtschaftliche Rentenbank 0.01%	2.89%
REPO CREDIT AGRICOLE CORP	2.56%
CREDIT AGRICOLE CIB TD - 01Dec25	2.56%
BNG BANK N.V. 12/25 ZCP	2.56%
Belgium (Kingdom Of) 0.01%	2.56%
POUND STERLING	2.46%
Lloyds Bank plc 1%	2.40%