

B&CE The People's Pension Shariah 0.5% Pn

30/06/2018

Important Notes This document is provided for the purpose of information only and should not be construed in any way as giving investment advice. Past performance is not necessarily a guide to future performance, as the value of the units may go up or down and any return is not guaranteed. The price of the units can be monitored on our website at bandce.co.uk/fund-unit-prices

the
people's
pension

Investment objective

The fund tracks the Dow Jones Islamic Market Titans Index, which comprises Shariah-compliant companies endorsed by the HSBC Amanah Shariah Supervisory Committee. This is a higher risk fund investing in company shares from around the world and is compliant with Islamic Shariah principles.

Cumulative performance (as at 30/06/2018)



- Fund
- Sector

Cumulative performance (as at 30/06/2018)

	1m	3m	6m	1y	3y	5y
Fund	0.57%	9.75%	4.55%	11.53%	52.25%	90.55%
Sector	0.31%	7.39%	1.60%	7.93%	42.18%	70.17%
Rank	1	1	1	1	1	1

Discrete performance (as at 30/06/2018)

	Year 1	Year 2	Year 3	Year 4	Year 5
Fund	11.53%	18.03%	15.66%	13.12%	10.64%
Sector	7.93%	23.57%	6.60%	8.71%	10.10%

Source: FE. Fund, Sector and Index performance is shown in local currency, on a single price basis with income re-invested into the fund.

Fund facts

Single Price:	1635.00p
Currency:	British Pound
Pricing Frequency:	Daily
Launch Date:	08/04/2013
Asset Class:	Equity
Fund Provider:	B&CE
Sector:	Global Equities
Legal Structure:	Pension Fund
Initial Charge:	0.00%
OCF:	0.50%
AMC:	0.50%
Citicode:	KOYV
ISIN:	GB00BY2PJ30

B&CE

Registered in England and Wales No. 8089267.
To help us improve our service, we may record your call.

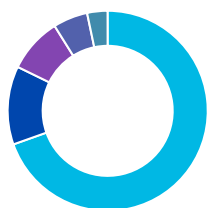
Past performance is not a guide to future performance.

© B&CE

B&CE The People's Pension Shariah 0.5% Pn

July 2018

Region breakdown



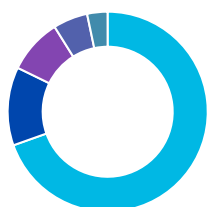
● North America	69.7%
● Europe ex UK	12.7%
● Asia Pacific ex Japan	8.9%
● Japan	5.6%
● UK	3.3%

Contributions are currently invested on behalf of the Trustee by HSBC Global Asset Management

Market commentary

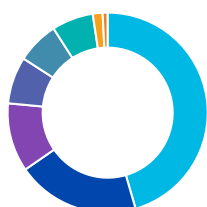
Equity markets have largely recovered from the sharp falls seen in the first quarter. North American equities led the way, rising 10% on the quarter and 5% year to date. Other regions have seen more mixed results with year to date performance ranging from -2.0% for Asia Pacific ex Japan to +1.7% for the UK. The market rises come despite further central bank tightening and ongoing trade and geopolitical tensions. The reintroduction of sanctions on Iran by the US lead to sharp rises in the price of crude oil, benefitting the shares of oil producers. At a country level Italy was one of the worst performers after lengthy negotiations finally allowed a new coalition government to be formed.

Asset breakdown



● North American Equities	69.7%
● Europe ex UK Equities	12.7%
● Asia Pacific ex Japan Equities	8.9%
● Japanese Equities	5.6%
● UK Equities	3.3%

Sector breakdown



● Information Technology	45.5%
● Health Care	19.9%
● Consumer Staples	11.1%
● Consumer Discretionary	7.6%
● Energy	6.8%
● Industrials	6.7%
● Materials	1.6%
● Telecommunications Utilities	0.8%

Current top 10 holdings

APPLE INC	6.8%
Microsoft Corporation (US) Foreign - Equity	6.3%
FACEBOOK INC	3.9%
Exxon Mobil Corporation Ltd. (US) Foreign - Equity	2.9%
ALPHABET INC NPV C	2.8%
ALPHABET INC	2.8%
JOHNSON & JOHNSON	2.7%
CHEVRON CORP	2.0%
VISA INC	2.0%
INTEL CORP	1.9%

Contact information

The People's Pension Trustee Limited
Manor Royal, Crawley, West Sussex, RH10 9QP.
Tel 0300 2000 555 Fax 01293 586801
www.thepeoplespension.co.uk