

B&CE The People's Pension Shariah 0.5% Pn

31/10/2018

Important Notes This document is provided for the purpose of information only and should not be construed in any way as giving investment advice. Past performance is not necessarily a guide to future performance, as the value of the units may go up or down and any return is not guaranteed. The price of the units can be monitored on our website at bandce.co.uk/fund-unit-prices

the
people's
pension

Investment objective

The fund tracks the Dow Jones Islamic Market Titans Index, which comprises Shariah-compliant companies endorsed by the HSBC Amanah Shariah Supervisory Committee. This is a higher risk fund investing in company shares from around the world and is compliant with Islamic Shariah principles.

Cumulative performance (as at 31/10/2018)



- Fund
- Sector

Cumulative performance (as at 31/10/2018)

	1m	3m	6m	1y	3y	5y
Fund	-6.39%	-2.65%	8.23%	5.90%	50.06%	83.07%
Sector	-6.07%	-5.24%	0.36%	0.29%	38.70%	53.35%
Rank	3	1	1	1	1	1

Discrete performance (as at 31/10/2018)

	Year 1	Year 2	Year 3	Year 4	Year 5
Fund	5.90%	12.59%	25.85%	9.72%	11.19%
Sector	0.29%	13.46%	21.89%	6.38%	3.94%

Source: FE. Fund, Sector and Index performance is shown in local currency, on a single price basis with income re-invested into the fund.

Fund facts

Single Price:	1654.00p
Currency:	British Pound
Pricing Frequency:	Daily
Launch Date:	08/04/2013
Asset Class:	Equity
Fund Provider:	B&CE
Sector:	Global Equities
Legal Structure:	Pension Fund
Initial Charge:	0.00%
OCF:	0.50%
AMC:	0.50%
Citicode:	KOYV
ISIN:	GB00BY2PJ30

B&CE

Registered in England and Wales No. 8089267.
To help us improve our service, we may record your call.

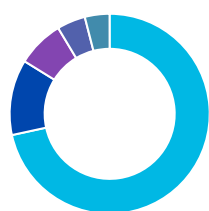
Past performance is not a guide to future performance.

© B&CE

B&CE The People's Pension Shariah 0.5% Pn

November 2018

Region breakdown



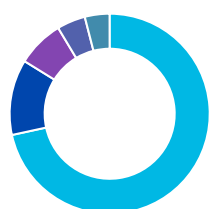
North America	71.6%
Europe ex UK	12.2%
Asia Pacific ex Japan	7.6%
Japan	4.6%
UK	4.0%

Contributions are currently invested on behalf of the Trustee by HSBC Global Asset Management

Market commentary

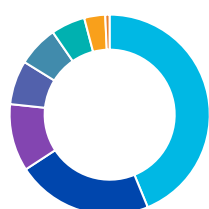
Political uncertainty and trade concerns meant that global equity market performance was mixed in the third quarter. US equities continued to outperform and saw records broken with the longest American bull market ever. UK equities lagged behind in part due to uncertainty in the Brexit talks. European markets in general underperformed as concerns surrounding Italy and Turkey intensified but economic indicators are pointing towards future growth. Asia Pacific equities were more resistant to the political, trade and monetary policy worries. A number of central banks including the US, Canada, UK, and Norway increased interest rates.

Asset breakdown



North American Equities	71.6%
Europe ex UK Equities	12.2%
Asia Pacific ex Japan Equities	7.6%
Japanese Equities	4.6%
UK Equities	4.0%

Sector breakdown



Information Technology	43.8%
Health Care	22.0%
Consumer Staples	10.9%
Industrials	7.1%
Consumer Discretionary	6.6%
Energy	5.5%
Materials	3.4%
Telecommunications Utilities	0.7%

Current top 10 holdings

APPLE INC	7.4%
MICROSOFT CORP	6.5%
JOHNSON & JOHNSON	3.0%
FACEBOOK INC	2.9%
Exxon Mobil Corporation Ltd. (US) Foreign - Equity	2.7%
ALPHABET INC	2.6%
ALPHABET INC	2.6%
PFIZER INC	2.0%
VISA INC	2.0%
PROCTER & GAMBLE CO	1.8%

Contact information

The People's Pension Trustee Limited
Manor Royal, Crawley, West Sussex, RH10 9QP.
Tel 0300 2000 555 Fax 01293 586801
www.thepeoplespension.co.uk